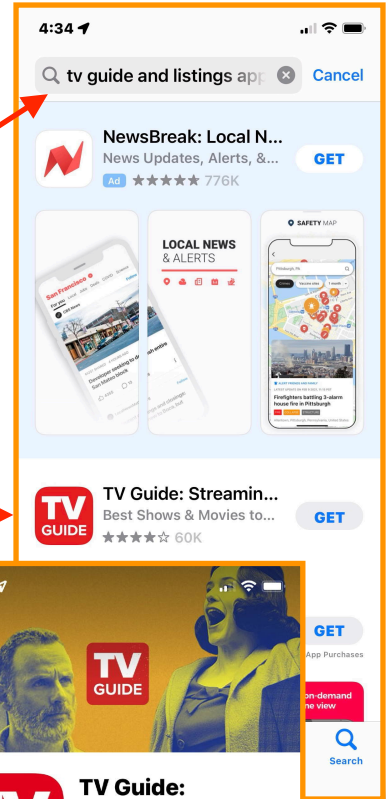


# Locate and Setup TV Guide app for iPhone or iPad

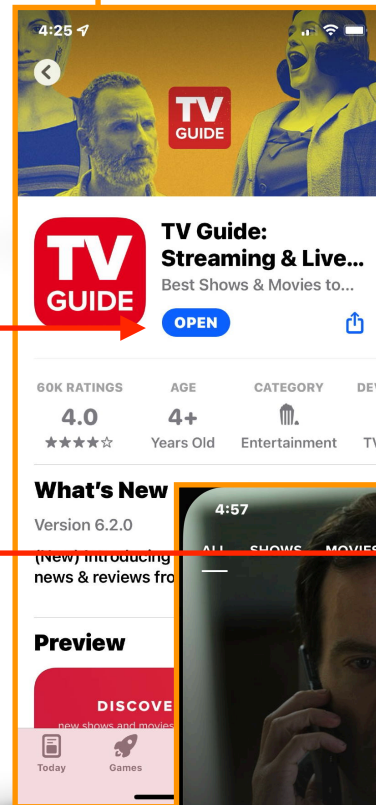
The following instructions are written for loading the TV Guide app on an iPhone. Repeat as necessary while using an iPad to download the appropriate app.

1. Open the Apple App Store app and search for "TV Guide and listings"

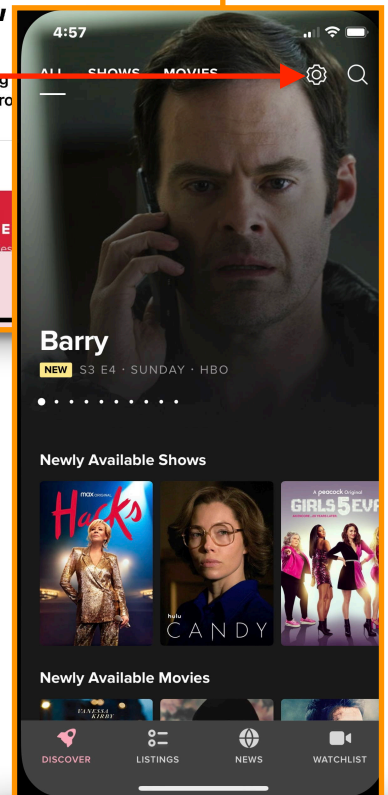


2. Click on TV Guide: Streaming

3. Click on Open



4. Click on the Settings icon



# Locate and Setup TV Guide app for iPhone or iPad

5. Setup an account for yourself

6. Click on My TV Services and look up “Senior TV-Willow Valley Retirement Willow Street”

7. Return to Settings

8. Tap Listings

9. Scroll down as needed to see the listings for the day.

