

Ok Google


With the increase in usage and functionality of electronic devices, it is important that users of those devices have access to a list of the verbal commands that activate those devices. The following information developed in April 2017 provides a "starter set" of commands and information sources applicable to the "Ok Google" commands for Android devices. The information was developed from the website at <https://support.google.com/websearch/answer/6031948>. Updates should be available on that site or by searching for "Ok Google commands" on the Internet.

"Ok Google" voice search & actions

You can use your voice to do things like search, get directions, and create reminders. For example, say "Ok Google, do I need an umbrella tomorrow" to see if there's rain in the weather forecast.


Turn on voice search

Open the Google app .

At the top left, tap Menu  > Settings > Voice > "Ok Google" Detection.
From here, you can choose when you want your phone to listen when you say "Ok Google."
Learn more about the options for [turning on "Ok Google" on an Android device](#).

Start a voice search

Open the Google app .

Say "Ok Google" or tap Microphone .

Ways you can use your voice

If voice search is available in your language or your country, you can say most of these examples but some aren't available in every language. **Note:** You need to have [your Google app feed turned on](#) for some of these examples to work.

Account, privacy, and search

Change your account settings: "Open Google account settings."
See your search history: "Show my Google search history."
Change your privacy settings: "Adjust my Google privacy settings."
Change your security settings: "Adjust my Google security settings."

Calendar, alarms, reminders & information

Set an alarm: "Set an alarm for 7 AM" or "Set an alarm for every Friday morning at 7 AM."
Set a reminder: "Remind me to call John at 6 PM" or "Remind me to buy Belgian chocolate at Ghirardelli Square."
See SMS (text) messages: "Show me my messages from Brian about dinner."
Create a Google Calendar event: "Create a calendar event for dinner in San Francisco, Saturday at 7 PM."
See your upcoming bills: "My bills" or "My Comcast bills 2013."
Check your schedule: "What's my day look like tomorrow?" or "When's my next meeting?"

Communicate with friends & family

Call a friend: "Call Lindsay Hampson" or "Call Mom."
Text a friend: "Text Jason that I'm running 5 minutes late."
Send a Hangouts chat message: "Send a Hangouts message to Bob" or "Start a Hangouts chat."
Start a Hangouts video call: "Start a video call" or "Video call Jane using Hangouts."
Send an email: "Send an email to Kristin, subject new shoes, message, I can't wait to show you my new shoes, full stop."
Check your voicemail: "Listen to voicemail."
Post to a social network: "Post to Google+ that I'm going to be in Seattle for the weekend."

Entertainment (music, movies, TV, books & pictures)

Play music: "Play Macklemore" or "Play Can't Hold Us."
Identify a song: "What's this song?"
Find new music: "What songs do Mumford and Sons sing?"
Play a radio station from Google Play: "Play some music."
Watch a movie from Google Play: "Watch Frozen."
Learn about a TV show you're watching: "What's on TV?"
Read a book from Google Play: "Read Ender's Game."
Find a movie: "What movies are playing tonight?" or "Where's Hunger Games playing?"
Search for images: "Show me pictures of the Golden Gate Bridge."
Take a photo or video: "Take a picture" or "Record a video."

Directions & travel

Get directions: "Navigate to Safeway" or "Directions to 1299 Colusa Avenue Berkeley California."
Find nearby places: "Where's the closest coffee shop?"
Plan your trip: "What are some attractions in New York City?"
Look up travel plans: "Show me my flights" or "Where's my hotel?"
Book a table: "Book a table for 2 at Cascal on Wednesday night."

Facts & quick answers

Find the time: "What time is it in London?"
Check the weather: "Do I need a jacket today?" or "What's the weather like tomorrow morning?"
Answer trivia questions: "Where was Albert Einstein born?" or "How old is Beyonce?"
Get stock prices: "What's the Google stock price?" ([Disclaimer about financial data](#))
Calculate the tip: "What's the tip for 42 dollars?"
Translate words or phrases: "How do you say cucumber in Spanish?"
Define a word: "What does gluttony mean?"

Convert between units: "What's 16 ounces in pounds?"

Solve a math problem: "What's the square root of 2209?"

Track a package from your Gmail order confirmation: "Where's my package?"

Search within apps on your device: "Search for thai food on Yelp."

[Change your device's settings](#)

Wi-Fi: "Turn on Wi-Fi" or "Turn off Wi-Fi."

Bluetooth: "Turn on Bluetooth" or "Turn off Bluetooth."

Flashlight: "Turn on my flashlight" or "Turn my flashlight off."

[More apps you can use "Ok Google" with](#)

You can say "Ok Google" to do voice actions with other apps on your device. This is currently only available on certain apps, and only certain phrases work.

More apps that work with "Ok Google"

Flixster: "Show me Inception on Flixster."

Instacart: "Show instacart availability."

Lincoln: "Start my Lincoln MKZ."

NPR One: "Listen to NPR."

NextPlus: "Send a message with NextPlus."

Realtor.com: "Show rentals near me on Realtor."

Shazam: "Shazam this song."

Telegram: "Send a Telegram message to Mom."

Threema: "Send a Threema message to Kate."

TripAdvisor: "Show attractions near me on TripAdvisor."

Trulia: "Show homes for sale in Boston on Trulia."

TuneIn Radio: "Open TuneIn in car mode."

Walmart: "Scan my receipt on Walmart."

WhatsApp: "Send a WhatsApp to Joe."

Wink: "Activate home mode on Wink."

Viber: "Send a message with Viber."

Zillow: "Show me open houses nearby on Zillow."


See more [voice action examples](#).

Google learns some of your preferred apps

For some of these voice actions, when you don't mention the app name in your request (for example, you only say "scan my receipt"), you'll see a card in the search results with a button that will allow you to launch the app. If you request this action several times and tap the button each time, Google will learn that you prefer launching the app and will not ask you again.

If you prefer to be asked each time before launching the app:

Say or type the voice action.

Cancel by touching .

Repeat a few times.

The app will no longer launch automatically, and will appear in search results again, in some cases after a few minutes.

Availability

These actions are available in English in the United States, United Kingdom, Australia, Canada, India, Ireland, Singapore, and South Africa.

Your device needs to have the Google app 4.0 or higher with [Web & App Activity](#) turned on.